

> DCF

Ceiling Exhaust fan



GENERAL DESCRIPTION

The DCF series fan is for an indoor ceiling which is having High Performance centrifugal forward curve fan direct drive single phase capacitor run motor. It is thermally overloaded protected and continues duty life time operated with quiet operation. It can able to run with speed regulator, also this fan having attractive appearance, compact in size, low noise, large air volume, light weight, stable operation; good exhaust effect. Widely used for indoor ventilation in different buildings, like hotels, shopping malls, places of entertain- ment and residential area and available in in 2 different construction. They are suitable to convey the air clean air up to maximum temp. 40°C.

Semi metal Series

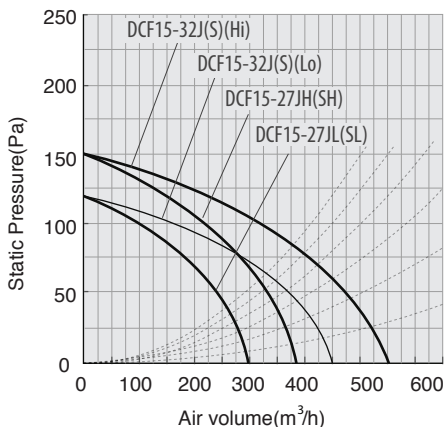
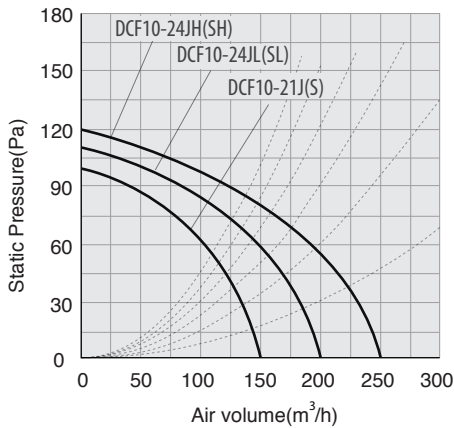
DCF 10-21J
DCF 10-24 JH
DCF 15 -27JH
DCF 10 - 24JL
DCF 15 - 27JL
DCF 15 - 32J

Plastic Series

DCF 10-21S
DCF 10-24 SH
DCF 15 -27SH
DCF 10 - 24SL
DCF 15 - 27SL
DCF 15 - 32S

PERFORMANCE

DCF



Technical Data

Type	Model	Voltage (V)	Frequency (Hz)	Power (W)	Volume (m³/h)	Static Pressure (Pa)	Noise dB	Duct Size (mm)	Applicable Area (m²)	ENet Weight (kg)	IP
Semimetal Series	DCF 10 - 21J	220-240	50	25	150	100	33	100	6 - 12	2.8	IPX2
	DCF 10 - 24J	220-240	50	30	200	110	35	100	8 - 16	3.2	IPX2
	DCF 10 - 24JH	220-240	50	35	250	120	39	100	10 - 20	3.2	IPX2
	DCF 15 - 27JL	220-240	50	45	300	120	33	150	12 - 24	4.2	IPX2
	DCF 15 - 27JH	220-240	50	48	380	150	37	150	15 - 30	4.2	IPX2
	DCF 15 - 32J	220-240	50	55/50	550/450	150/120	42/37	150	18 - 44	5.6	IPX2

Air Performance tested as per ANSI / AMCA Standard 210.

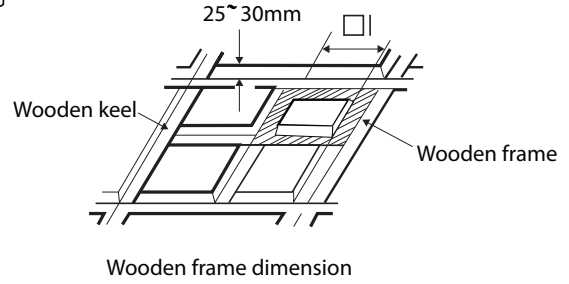
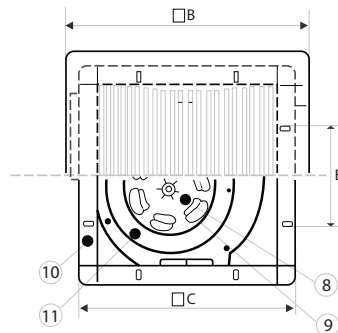
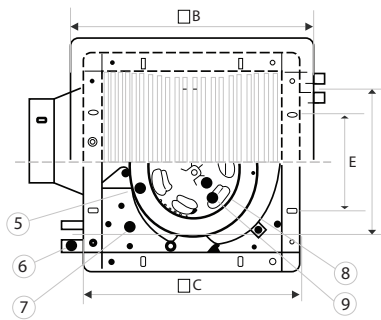
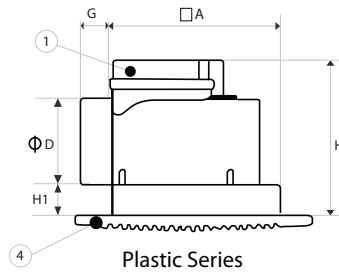
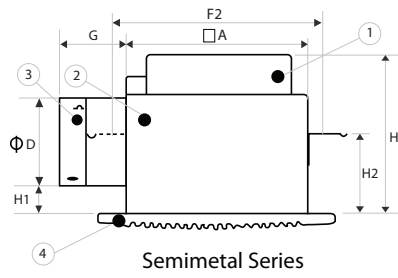
Noise value is measured at 1 meter as per AMCA standard 300,

Technical Data

Type	Model	Voltage (V)	Frequency (Hz)	Power (W)	Volume (m³/h)	Static Pressure (Pa)	Noise dB	Duct Size (mm)	Applicable Area (m²)	ENet Weight (kg)	IP
Plastic Series	DCF 10 - 21S	220-240	50	25	150	100	33	100	6 - 12	1.7	IPX2
	DCF 10 - 24SL	220-240	50	30	200	110	35	100	8 - 16	1.9	IPX2
	DCF 10 - 24SH	220-240	50	35	250	120	39	100	10 - 20	1.9	IPX2
	DCF 15 - 27SL	220-240	50	45	300	120	33	150	12 - 24	2.5	IPX2
	DCF 15 - 27SH	220-240	50	48	380	150	37	150	15 - 30	2.5	IPX2
	DCF 15 - 32S	220-240	50	55/50	550/450	150/120	42/37	150	18 - 44	3.5	IPX2

Air Performance tested as per ANSI / AMCA Standard 210.

Noise value is measured at 1 meter as per AMCA standard 300,



DCF

Model	A	B	C	D	E	F1	F2	G	H	H1	H2	Frame Size □
DCF 10 - 21J	205	275	246	100	110	168	300	80	185	35	93	215x215
DCF 10 - 24J/H	230	298	271	100	140	193	275	80	185	35	93	240x240
DCF 15 - 27JL/H	260	330	301	150	140	223	305	80	220	35	110	270x270
DCF 15 - 32J	310	380	351	150	190	273	355	80	220	35	110	320x320
DCF 10 - 21S	205	275	241	100	110	--	--	22	180	35	--	215x215
DCF 10 - 24SL/H	234	298	270	100	140	--	--	22	180	35	--	240x240
DCF 15 - 27SL/H	264	330	300	150	140	--	--	22	210	35	--	270x270
DCF 15 - 32S	314	380	350	150	190	--	--	22	210	35	--	320x320

All Dimensions are in mm if not mentioned.
For mounting Frame there is tol. of ± 3mm

Construction Details

Sr. No.	Components	Semi-metal Version.	Plastic Version
1	Terminal Box	Self - extinguishing techno polymer, with IP44 protection	Self-extinguishing techno polymer, with IP44 protection
2	Fan casing	Metal sheet painted with anti- rusting agent	Polypropylene plastic
3	Air outlet	Metal sheet painted with anti- rusting agent	Polypropylene plastic
4	Guard net	ABS Plastic	ABS Plastic
5	Spiral casing	Polypropylene plastic	Polypropylene plastic
6	Lifting Lug for installation	Metal sheet painted with anti-rusting agent	Polypropylene plastic
7	Top Plate	Metal sheet painted with anti-rusting agent	Polypropylene plastic
8	Impeller	Metal sheet painted with anti-rusting agent	Polypropylene plastic
9	Motor	Single phase capacitor run motor with Ball bearing	Single phase capacitor run motor with Ball bearing
10	Frame of spiral casing	Metal sheet painted with anti-rusting agent	Polypropylene plastic
11	Inlet cone	Metal sheet painted with anti-rusting agent	Polypropylene plastic